



£1,500 Monthly

Ashtree Road, Walsall

Semi-Detached House | 5 Bedrooms | 2 Bathrooms

01922 322988



www.remaxlocalestateagents.co.uk



Step Inside

Key Features

- SPACIOUS HOME
- CAN BE USED AS 3-5 BEDROOM PROPERTY
- FULLY FURNISHED THROUGHOUT
- MODERN OPEN PLAN KITCHEN
- TWO SHOWER ROOMS
- LARGE REAR GARDEN
- GREAT TRANSPORT LINKS
- AVAILABLE NOW

Property Description

A spacious and versatile five-bedroom property, previously configured as an HMO, now offered as a whole house. The property benefits from multiple reception rooms, allowing flexible use of space to suit the tenant's needs.

While all five rooms are furnished with beds, wardrobes, and drawers, the ground floor rooms can easily be utilised as additional living areas, home offices, or dining space, creating a more traditional family home layout.

The property features two bathrooms, generous room sizes throughout, and has recently undergone refurbishment, making it ready for immediate occupation. The kitchen is fully equipped with white goods, including a fridge and washing machine.

Ideal for families seeking a well-proportioned home with adaptable living space.

Main Particulars

A spacious and versatile five-bedroom property, previously configured as an HMO, now offered as a whole house. The property benefits from multiple reception rooms, allowing flexible use of space to suit the tenant's needs.

While all five rooms are furnished with beds, wardrobes, and drawers, the ground floor rooms can easily be utilised as additional living areas, home offices, or dining space, creating a more traditional family home layout.

The property features two bathrooms, generous room sizes throughout, and has recently undergone refurbishment, making it ready for immediate occupation. The kitchen is fully equipped with white goods, including a fridge and washing machine.

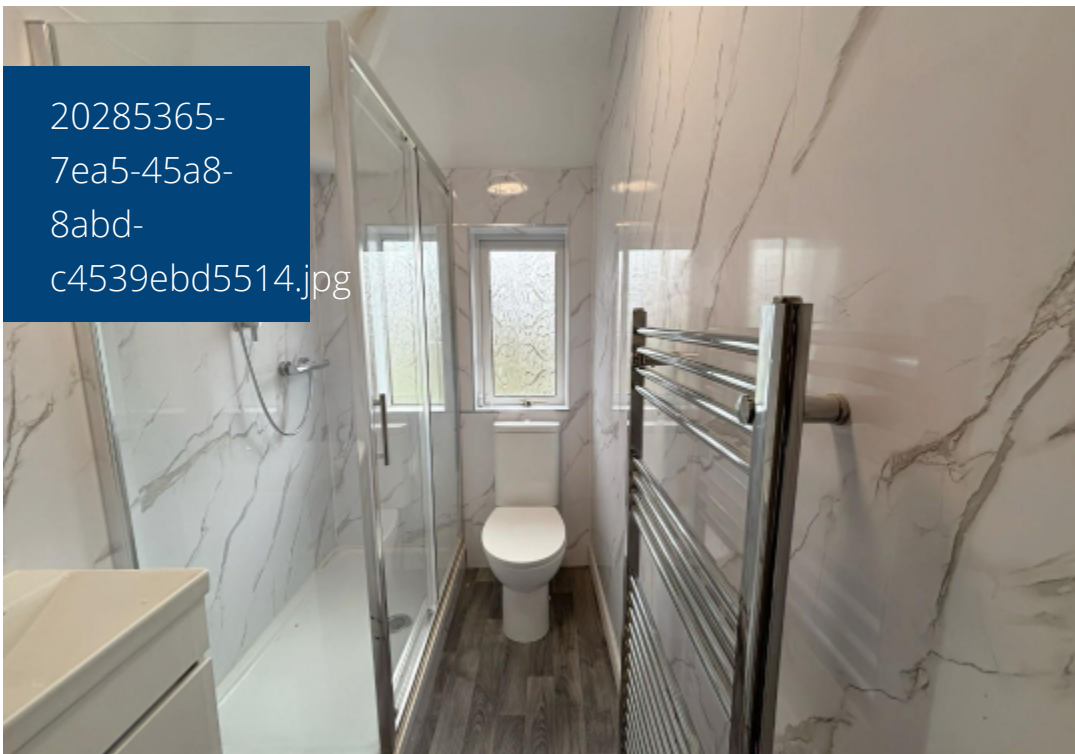
Ideal for families seeking a well-proportioned home with adaptable living space.

Contact RE/MAX Elite today to arrange a viewing and secure this fantastic home.

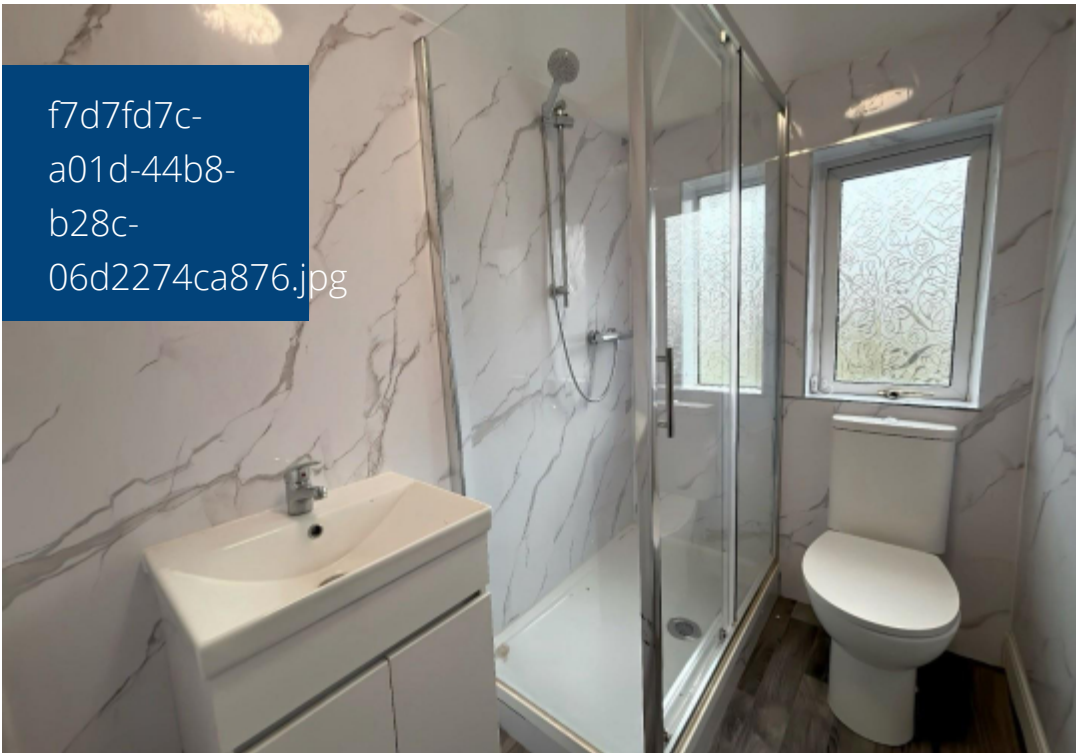
27200d9e-
ec1d-41a0-
86df-
677fd48598a5.jpg



20285365-
7ea5-45a8-
8abd-
c4539ebd5514.jpg



f7d7fd7c-
a01d-44b8-
b28c-
06d2274ca876.jpg



1f467765-
8927-4882-
a283-
3e4542eabf44.jpg






TOTAL: 73 m²
 1st floor: 41 m², 2nd floor: 32 m²
 EXCLUDED AREAS: SCREENED PORCH: 1 m², WALLS: 8 m²

Floor Plan Created By Colson's app. Measurements Generated by iStockphoto for Real Estate.

This floorplan is for illustrative purposes only and the location of doors, windows and other items are approximate.

Agents notes: All measurements are approximate and for general guidance only and whilst every attempt has been made to ensure accuracy, they must not be relied on. The fixtures, fittings and appliances referred to have not been tested and therefore no guarantee can be given that they are in working order. Internal photographs are reproduced for general information and it must not be inferred that any item shown is included with the property. Copyright © 2026 14430791 Registered Office: , 549 Bloxwich Road, Bloxwich, WS3 2XD

Energy Efficiency Rating

	Current	Potential
Very energy efficient - lower running costs		
(92 plus) A		
(81-91) B		88
(69-80) C		
(55-68) D	63	
(39-54) E		
(21-38) F		
(1-20) G		
Not energy efficient - higher running costs		
England & Wales	EU Directive 2002/91/EC	

Telephone: 01922 322988



www.remaxlocalestateagents.co.uk